GLASGOW KELVIN COLLEGE

Academic Board – 05 September 2025

SFC Changes to the Publication of Performance Indicators

Report by Quality Enhancement and Development Manager

1. Introduction

After a period of consultation between 21 June 2024 to 19 July 2024, the Scottish Funding Council introduced a series of changes to the method in which college performance indicators would be reported. A significant change concerned the removal of early withdrawals from the completed successful calculation. This was accompanied by a change to the early withdrawal date which was brought forward to 5 weeks and 1 day after the start of the course, for programmes that are more than 20 weeks in duration. These changes were introduced at the end of session 2023-24 and SFC published reports included re-worked versions of previous years' performance indicators for trend analysis.

2. Impact of the Changes

The main impact of the change was to reduce the number of eligible enrolments in the completed successful calculation. Since this was implemented by removing a cohort of non-finishers, the effect of this was to increase the percentage of those who had successfully completed. This is more noticeable for the four years from 2019-20 to 2022-23 as these are calculated by using an early withdrawal date of 25% of the course duration.

The knock-on effect of bringing forward the early withdrawal date in 2023-24 has reduced the number of excluded early withdrawals in comparison to these previous years and has reduced the increase in the gap between the old and the new method of calculation. It is therefore important to note that the performance indicators for 2023-24 cannot be directly compared to previous years, however, it will provide a useful base reference for subsequent years.

The SFC's five-year trend analysis, on first sight, therefore, appears to indicate a reduction in the percentage of completed successful in 2023-24. This is not only reflected in the College's performance indicators, but it can be seen both regionally and nationally as indicated in figures 1, 2 and 3, which show the FE Full-Time 5-year trend analyses for Glasgow Region, the Sector, and for Glasgow Kelvin College, respectively.

Figure 4 shows the College's 5-year trend including early withdrawals. This continues to show a positive trend for completed successful. The only point to bear in mind is that the early withdrawal date for 2023-24 has changed and this has had the effect of moving the dividing line between early and further withdrawals to the right.

2.1 Comparison of the College's Performance Indicators for 2023-24 with the Sector

2.1.1 Early Withdrawal

Across full-time FE, Part-time FE and full-time HE, early withdrawal rates are close to or better than national averages, indicating that students are generally staying engaged past the initial phase of their courses. Part-time HE is the exception, where early withdrawal is higher than the Scottish average. However, the volume of activity for full-time HE is low and is subject to swings each year.

2.1.2 Success Rates

In full-time FE, Glasgow Kelvin slightly outperforms the national average (67.8% vs 67.1%).

All other modes of attendance are below the average performance levels. High levels of partial success are a significant factor. Glasgow Kelvin had a much higher rate of staff participating in strike action last year than most colleges, and therefore many of our students were unable to successfully complete. This is reflected in the success rates, which contrasts with the very good early withdrawal rates.

2.1.3 Implications for Future Years

The College will continue to monitor early withdrawals as this still helps to provide our staff with a more complete picture of what happens to all of our students after they enrol at the College. However, for sector comparison purposes the College will also adopt the newer model.

3. Impact on Students

The analysis of our performance indicators continues to be a useful tool to drive quality enhancement and to assist staff to provide the best experience for our students.

4. Resource Implications

There are no significant additional resource requirements associated with this report.

5. Equalities

There are no significant equalities issues associated with this report.

6. Risk and Assurance

There are no significant risks as a result of these changes.

7. Data Protection

There are no specific data protection issues arising in this report.

8. Environmental and Sustainability

There are no specific environmental and sustainability issues arising from this report.

9. Recommendations

Members are recommended to note the contents of the report.

10. Further Information

Members can obtain additional information on the contents of this report from John Gallagher, Quality Enhancement Manager (jgallagher@glasgowkelvin.ac.uk) or Robin Ashton, Vice Principal Curriculum and Quality Enhancement (rashton@glasgowkelvin.ac.uk)

Glasgow Kelvin College
JG/RA
Date: 02/09/2025

Appendix

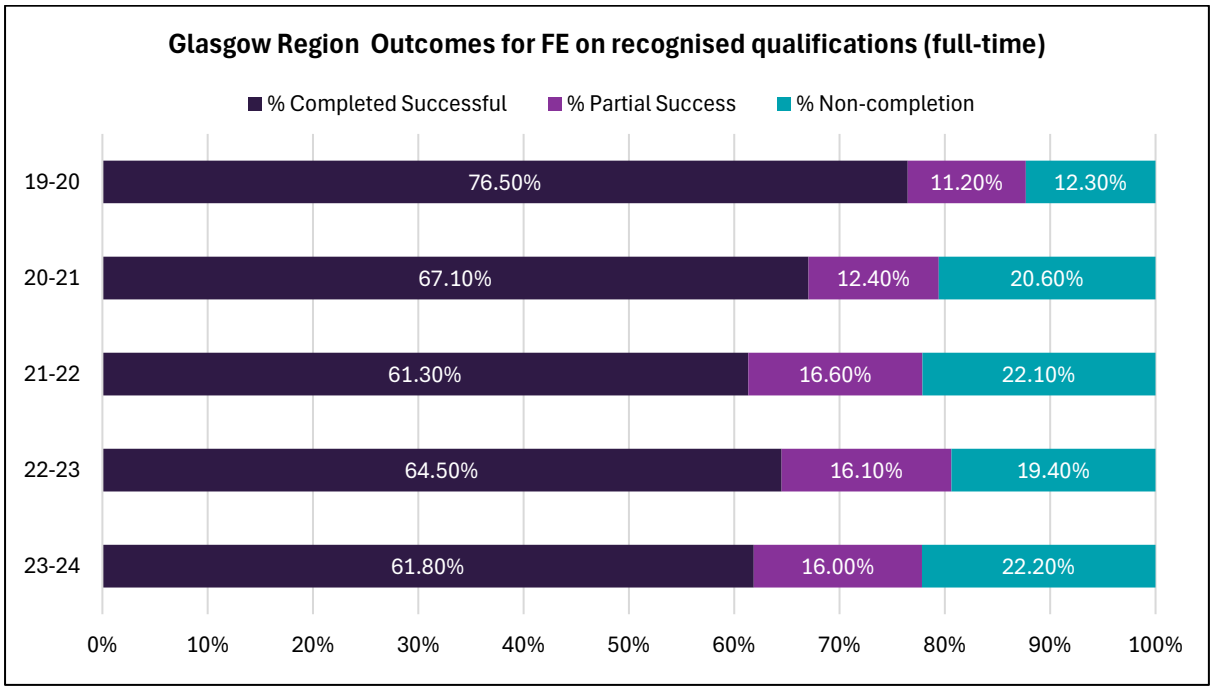

Figure 1 – Glasgow Region 5-year Trend Analysis for FE Full-Time

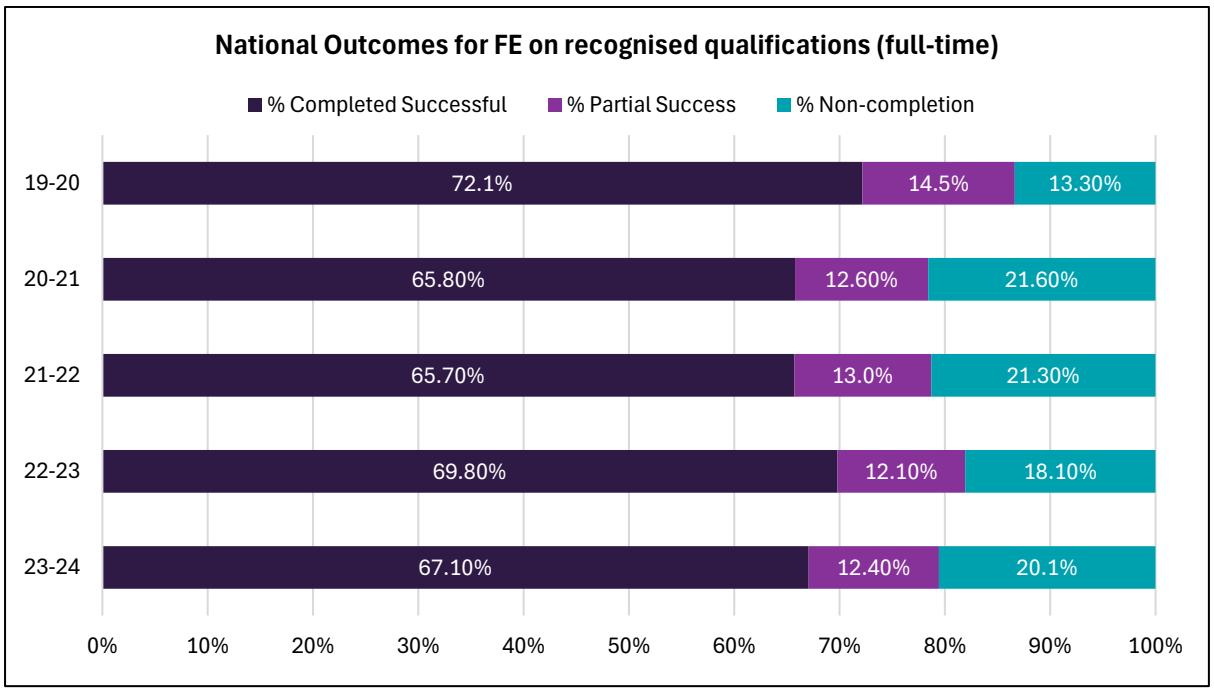

Figure 2 – National 5-year Trend Analysis for FE Full-Time

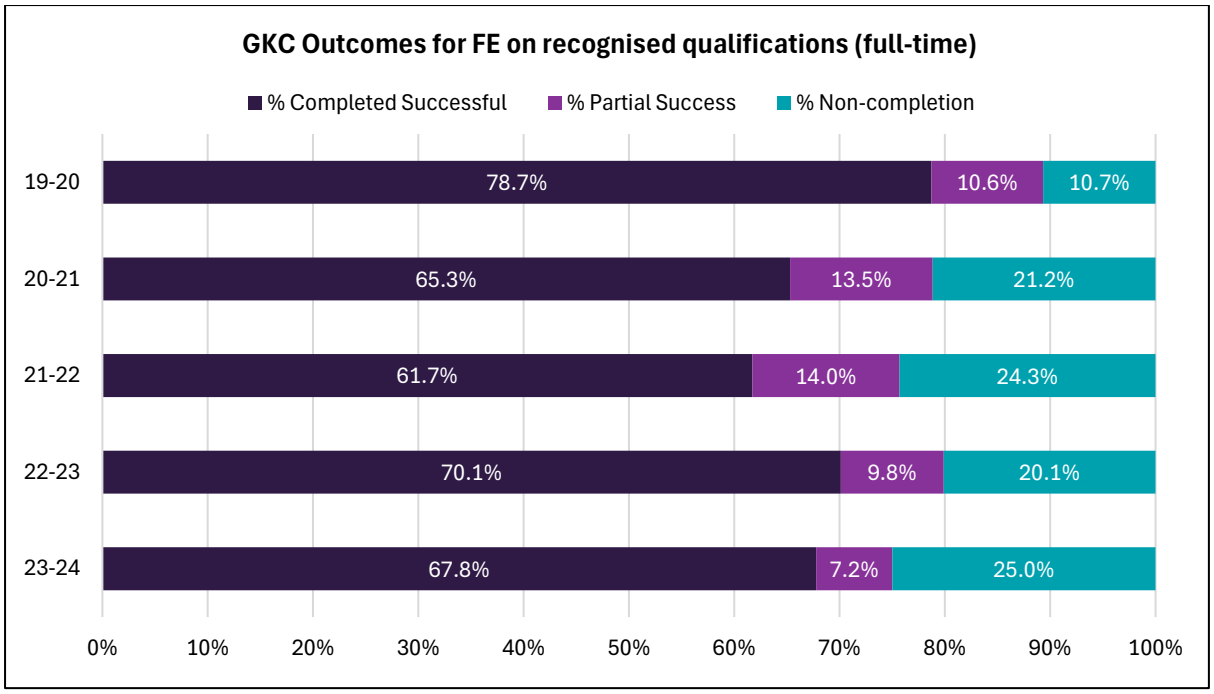

Figure 3 Glasgow Kelvin College 5-year Trend Analysis for FE Full-Time

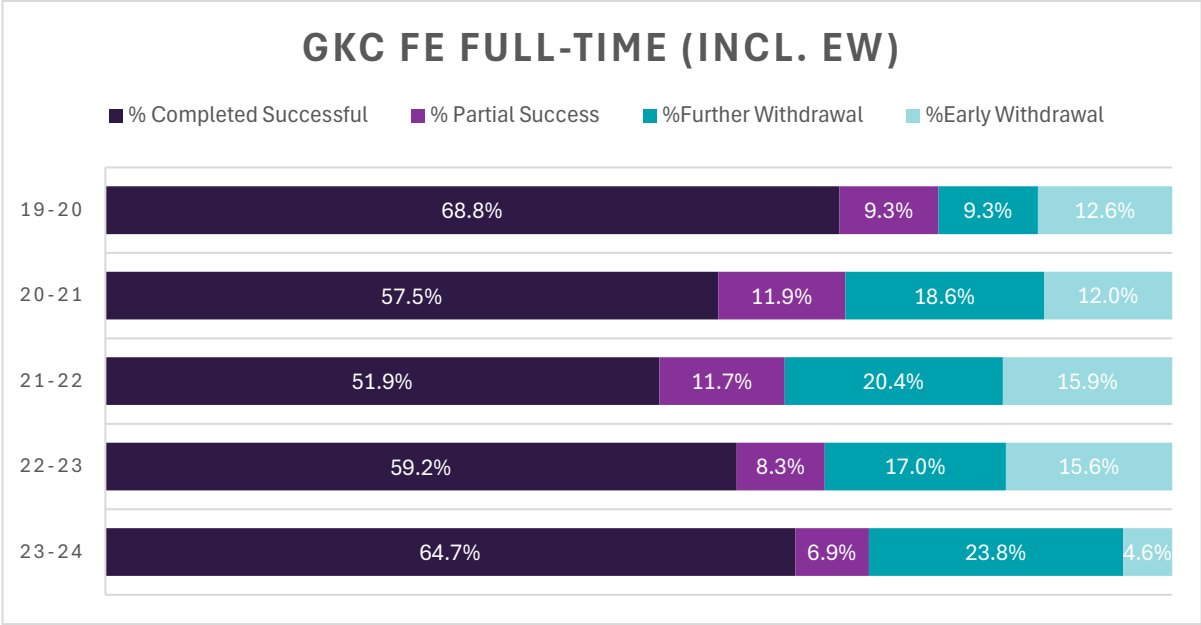

Figure 4 – Glasgow Kelvin College FE Full-Time (Including Early Withdrawals)